

TE REO MĀORI MŌ TE

AKOMANGA

TE REO MĀORI FOR THE CLASSROOM

---

AKO PANUKU  
**AKO** PANUKU  
*Inspiring Learning*

MĀ TE MAHI TAHI  
KO TE EKE PANUKU  
KO TE AKO PANUKU

TE REO MĀORI MŌ TE AKOMANGA

---

TE REO MĀORI FOR THE CLASSROOM

# LOOPY CARDS

## INSTRUCTIONS



1. Students can play Loopy either individually, in pairs or in small groups.
2. There are 15 cards in total, including one start card (Tīmata) and one finish card (Mutunga).
3. First, shuffle cards and deal out to students.
4. The player with the start card reads out the te reo Māori phrase at the bottom of the start card and lays the card face up on the table.

# LOOPY CARDS

## INSTRUCTIONS




5. The other players search for the English interpretation of that phrase at the top of the card/s they have been dealt.
6. The first player to call out the correct answer (provided they have the card with that on it) is the next caller. They then read out the te reo Māori phrase at the bottom of that card and lay their card on the table, linking it to the first card (like dominoes).
7. Play continues as per instructions 5 and 6 until all players have finished using their cards.

TE REO MĀORI MŌ TE AKOMANGA

---

TE REO MĀORI FOR THE CLASSROOM

MĀ TE MAHI TAHI  
KO TE EKE PANUKU,  
KO TE AKO PANUKU.



**TĪMATA**


**Ā, kāti, me  
tīmata tātou.**

TE REO MĀORI MŌ TE AKOMANGA

---

TE REO MĀORI FOR THE CLASSROOM

MĀ TE MAHI TAHI  
KO TE EKE PANUKU,  
KO TE AKO PANUKU.



**Right, let's  
begin.**

**Mā wai tēnei?**




TE REO MĀORI MŌ TE AKOMANGA

---

TE REO MĀORI FOR THE CLASSROOM

MĀ TE MAHI TAHI  
KO TE EKE PANUKU,  
KO TE AKO PANUKU.



**Who is this for?**


**Kino kē  
te mahi tahi!**

TE REO MĀORI MŌ TE AKOMANGA

---

TE REO MĀORI FOR THE CLASSROOM

MĀ TE MAHI TAHI  
KO TE EKE PANUKU,  
KO TE AKO PANUKU.



**That's amazing  
group work!**


**Me aro mai.**

TE REO MĀORI MŌ TE AKOMANGA

---

TE REO MĀORI FOR THE CLASSROOM

MĀ TE MAHI TAHI  
KO TE EKE PANUKU,  
KO TE AKO PANUKU.



**Stay focussed.**


**He aha i pēnā ai  
ō whakaaro?**

TE REO MĀORI MŌ TE AKOMANGA

---

TE REO MĀORI FOR THE CLASSROOM

MĀ TE MAHI TAHI  
KO TE EKE PANUKU,  
KO TE AKO PANUKU.



**Why do you  
think that?**

**He toki koe  
mō te ...**




TE REO MĀORI MŌ TE AKOMANGA

---

TE REO MĀORI FOR THE CLASSROOM

MĀ TE MAHI TAHI  
KO TE EKE PANUKU,  
KO TE AKO PANUKU.



**You're a master  
at ...**


**Me haere  
ā-rōpū.**

TE REO MĀORI MŌ TE AKOMANGA

---

TE REO MĀORI FOR THE CLASSROOM

MĀ TE MAHI TAHI  
KO TE EKE PANUKU,  
KO TE AKO PANUKU.



**Go as a group.**


**Nā te aha  
i pērā ai?**

TE REO MĀORI MŌ TE AKOMANGA

---

TE REO MĀORI FOR THE CLASSROOM

MĀ TE MAHI TAHI  
KO TE EKE PANUKU,  
KO TE AKO PANUKU.



**Why did that  
happen?**


**Ā, kua mau  
i a koe!**

TE REO MĀORI MŌ TE AKOMANGA

---

TE REO MĀORI FOR THE CLASSROOM

MĀ TE MAHI TAHI  
KO TE EKE PANUKU,  
KO TE AKO PANUKU.



**Yep, you've got  
it!**

**He aha tētahi  
atu huarahi  
e tutuki ai tērā?**




TE REO MĀORI MŌ TE AKOMANGA

---

TE REO MĀORI FOR THE CLASSROOM

MĀ TE MAHI TAHI  
KO TE EKE PANUKU,  
KO TE AKO PANUKU.



**What is  
another way of  
doing that?**


**E ū ki te mahi.**

TE REO MĀORI MŌ TE AKOMANGA

---

TE REO MĀORI FOR THE CLASSROOM

MĀ TE MAHI TAHI  
KO TE EKE PANUKU,  
KO TE AKO PANUKU.



**Stay on task.**


**Kei te aha koutou?**

TE REO MĀORI MŌ TE AKOMANGA

---

TE REO MĀORI FOR THE CLASSROOM

MĀ TE MAHI TAHI  
KO TE EKE PANUKU,  
KO TE AKO PANUKU.



**What are you  
all doing?**


**Whakarōpūngia  
koutou kia toru  
ki ia rōpū.**

TE REO MĀORI MŌ TE AKOMANGA

---

TE REO MĀORI FOR THE CLASSROOM

MĀ TE MAHI TAHI  
KO TE EKE PANUKU,  
KO TE AKO PANUKU.



**Get into groups  
of three.**

**Inā noa atu te pai!**




TE REO MĀORI MŌ TE AKOMANGA

---

TE REO MĀORI FOR THE CLASSROOM

MĀ TE MAHI TAHI  
KO TE EKE PANUKU,  
KO TE AKO PANUKU.



**Absolutely  
amazing!**

**MUTUNGA**